Osprey Approach: Paying VAT to HMRC

This help guide was last updated on
Dec 22nd, 2022

The latest version is always online at
https://support.ospreyapproach.com/?p=31105

Osprey™ Approach

Osprey will allow you to keep track of the quarterly collection of VAT to HMRC using the VAT Journal.

At the end of quarter the amount of VAT due to HMRC is payable.



Select Banks & Journals

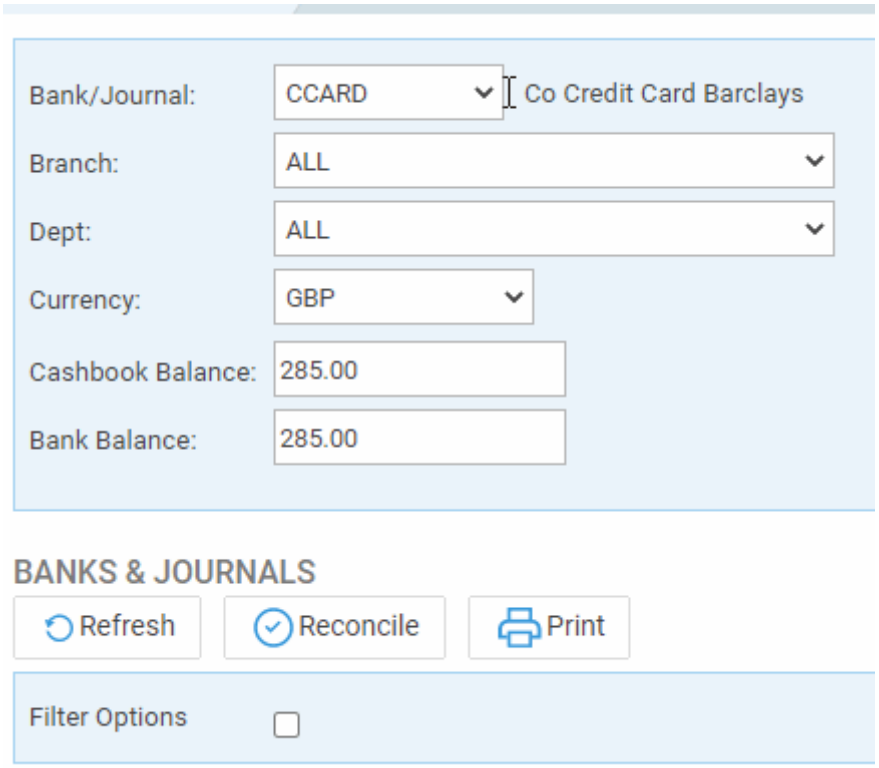

Choose VAT JNL, select the relevant Branch and Dept and click Refresh

Click Post

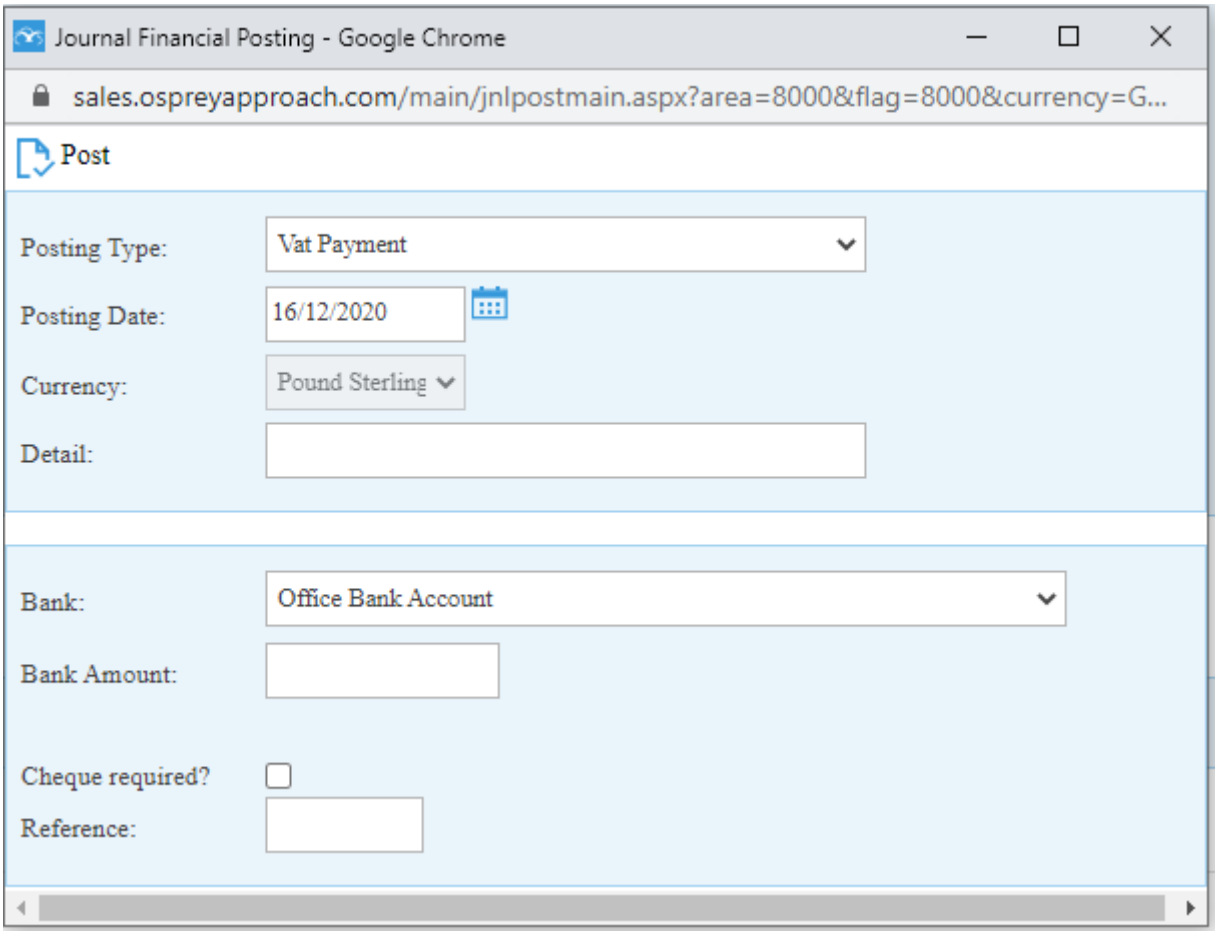

The posting type will show as Vat Payment

Set the correct Posting Date, type the appropriate Detail, from the drop-down list select the correct bank, the Bank Amount is the amount to be paid to HMRC.

Enter a reference and click Post.

If a refund has been received, this can be posted as a VAT Adjustment.

Post

Posting Type: Vat Payment

Vat Payment
Vat Adjustment

Posting Date:

Currency: Pound Sterling

Detail:

Bank: Office Bank 1 - Royal Bank of Scotland

Bank Amount:

Cheque required? ☐

Reference: